

# TRAVELLING WITHOUT MOVING



## ART ACTIVITY PACK

Age 5-11



# Half Term Travel



**Close your eyes! We are about to go on an amazing journey, where you will see the sights, smell the spices and experience amazing art from the Syrian People.**

There are seven pages of learning and art activities for you to do at home over the half term

## COMPETITION TIME !!!

We would love to see what you come up with, please share your drawings, puppets, your dyed t-shirts and more with us. Here is your chance of winning one of two

**AMAZING ART KITS!**

Submit your work by the **28th February 2021** by emailing **lighthousegallery@gmail.com** or posting it on social media with **#lighthousegallerycompetition**

# Ceramics of Syria



LITEHOUSE GALLERY  
غاليري لايت هاوس




The colourful ceramics of Syria are very well known and admired around the world. Ceramic decoration is in fact, one of the most celebrated Islamic arts. The history of tile creation in the area goes back to the Middle Ages.

**Your challenge is to design a unique tile that would fit into a courtyard in Damascus. You can use any material you wish- there are no limits!**



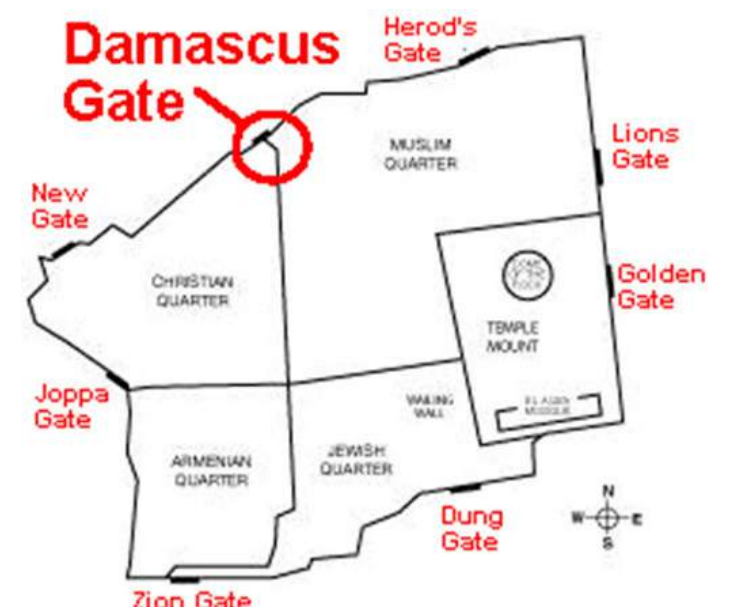
# Gates of Damascus



Damascus is the capital of Syria. Damascus has seven city gates, with the oldest dating back to the Roman period. The gates are located in the city wall, and were enlarged and reduced according to military necessity. The main task of Damascus' walls and doors was to protect the people. They are a powerful means of defence for Damascus and its people and can repel strangers and invaders. Every door is dedicated to one of the seven planets.

## Challenge

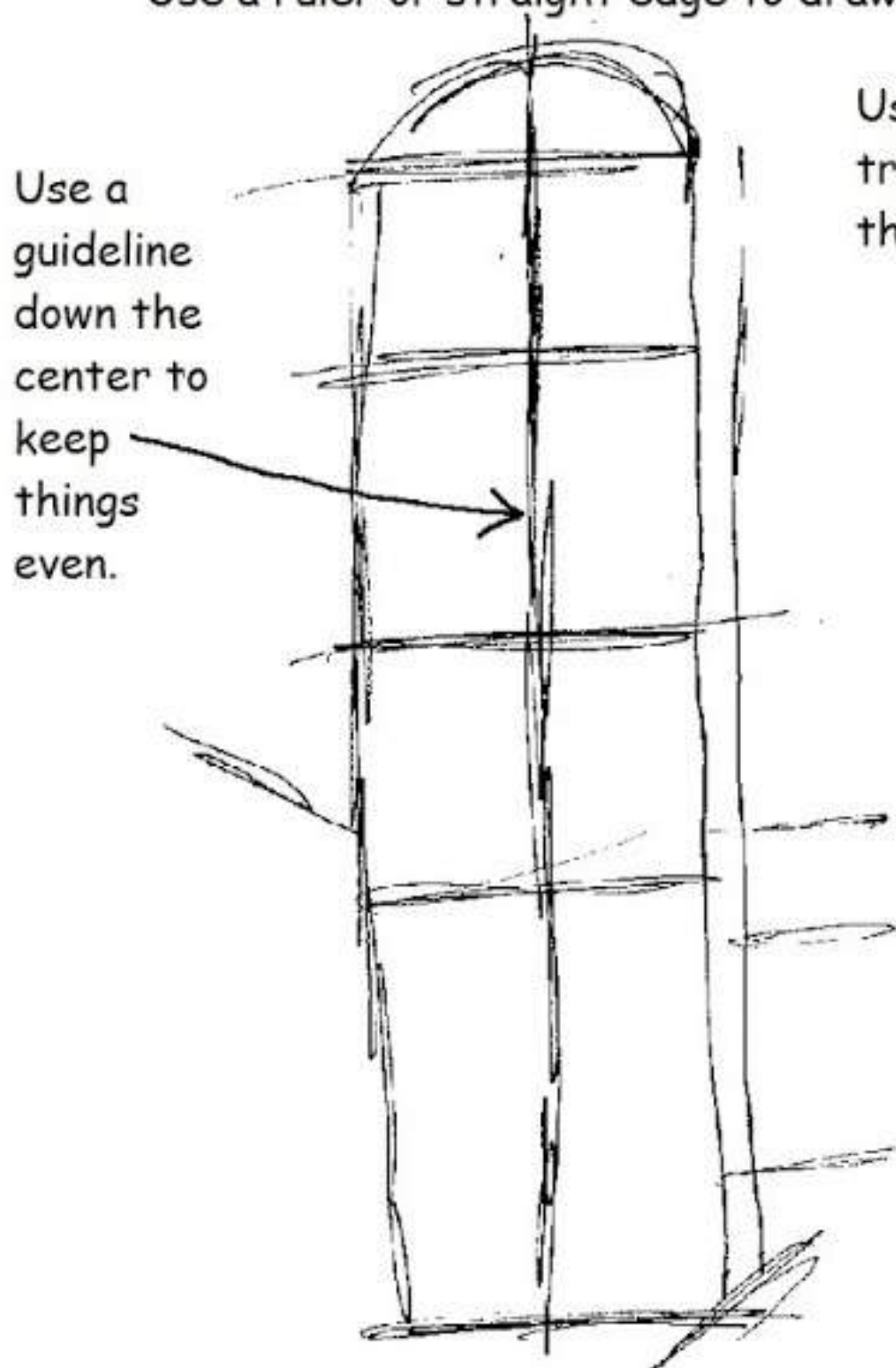
### DRAW YOUR OWN GATE



## How to draw your gate

### How To Draw A Belltower

Begin by drawing lightly so you can erase later on.  
Use a ruler or straight edge to draw the straight lines.

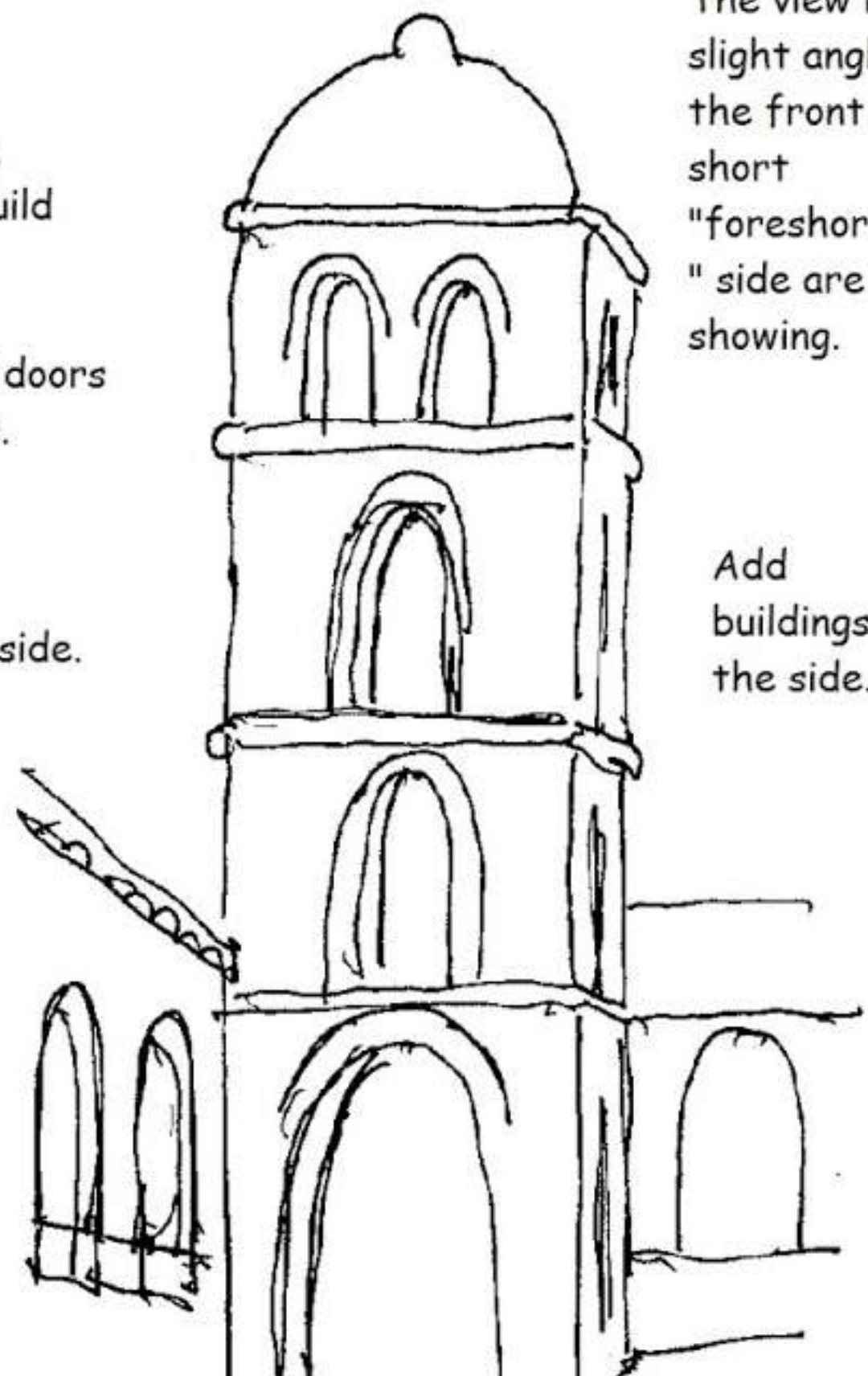


Use shapes like rectangles, triangles, and squares to build the basic shape.

Add arched doors and windows.

Add buildings on the side.

Use a guideline for the ground.



The view is at a slight angle so the front and a short "foreshortened" side are both showing.

Add buildings on the side.



**Baharat**  
= spices in Arabic

# SOUK

The city of Aleppo is famous for its SOUK- a big marketplace and bazar. Among many items, one can find a big variety of spices.

**Let's make some natural colours and dyes with organic materials together.**

- 1- Using Turmeric powder, mix it with water, and you will obtain yellow
- 2- Mix coffee with water and you will obtain brown
- 3- Gather some colourful flower petals like roses or tulips and press them with a small spoon in a small bowl together with a little water and you will obtain the colour of your chosen flower
- 3- Peel a beetroot, squeeze the juices on a little bowl, and you will obtain a purple dye
- 4- Mix paprika powder with a bit of water and you will obtain a red colour
- 5- Smudge a piece of paper with water, now rub on Thyme powder, and you will obtain green

## Dye your clothes with spices!

**Have fun painting with them and don't forget to smell the spices!**

Choose the spices that correspond to the colours you wish to make. For instance, turmeric makes golden yellow to red, saffron petals turn things blue to green, paprika makes light orange and chilli powder creates a reddish-brown dye.

Place about 34 g (1/4 cup) of a spice onto the centre of a square of cheesecloth. Bring 948 ml (4 cups) of water to a boil and add the cheesecloth bundle. Simmer the spices for about an hour, then remove the cheesecloth from the water. Squeeze the bundle over the water to extract as much of the dye as possible.



# Heba Al-Akkad



LITEHOUSE GALLERY  
غاليري لايت هاوس

These Puppets were made by **Heba Al-Akkad** a contemporary Syrian artist who was born 1981 in Damascus and now lives in Sweden. Heba Al-Akkad draws inspiration from her surroundings. Her work is an original, potent commentary of what is happening in Syria via bright, pop-art puppet and collages



**TIME TO RECYCLE !  
& MAKE YOUR OWN PUPPET**

**Collect old bottles, toilet rolls  
cartons, fabric & create a pop art  
puppet.**

**You can make a finger puppet,  
glove puppet or one that is  
moved by strings, the choice is  
yours!**

# ADEL DAOUD

This drawing was made by artist Adel Daoud in 2016. Adel was born in Hasakeh, Syria, in 1980 and now lives in Austria. His works have been acquired by museums such as the British Museum, Barjeel Art Foundation, and Sharjah Art Museum.



**Can you draw a friendly and colourful imaginary creature that you could take wherever you go for protection and fun!**

# Mosaic


The city of Bosra has an ancient history and is an archaeological treasure. It has been declared a World Heritage Site by UNESCO. Bosra is home of many mosaics like the one below. A mosaic is a pattern or image made of small regular or irregular pieces of colored stone, glass or ceramic, held in place by plaster or mortar and covering a surface, for example floors or walls.




**Mosaic in Bosra, Syria**

**Colour in the mosaic pattern on the next page. Use as many colours as you like to make beautiful patterns.**







**LITEHOUSE GALLERY**

**غاليري لايت هاوس**

Litehouse Gallery is a platform that engages in new ideas, perspectives and new audiences to bridge British and Syrian cultures together through collaborative educational programs and workshops between the international Syrian art community and British artists and audiences.

**[www.lighthousegallery.co.uk](http://www.lighthousegallery.co.uk)**

